

Fig. 23. Meidinger Ballon-Element.

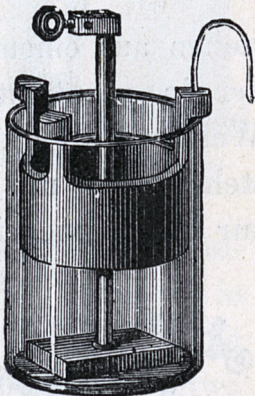


Fig. 24. Meidinger-
Callaud-Element.




Fig. 25. Callaud-Krüger-Element
oder Elmwoodzelle.

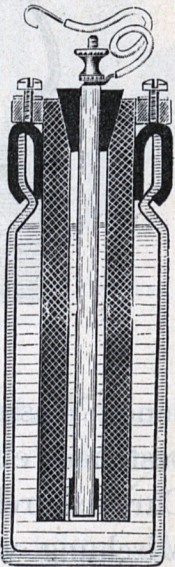


Fig. 28. Leclanché-Barbier - Element.

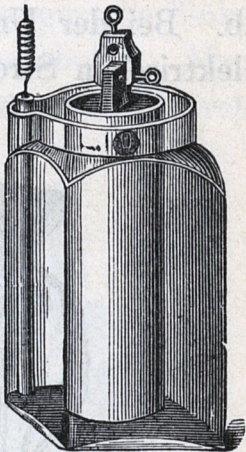


Fig. 27. Leclanché-
Element.

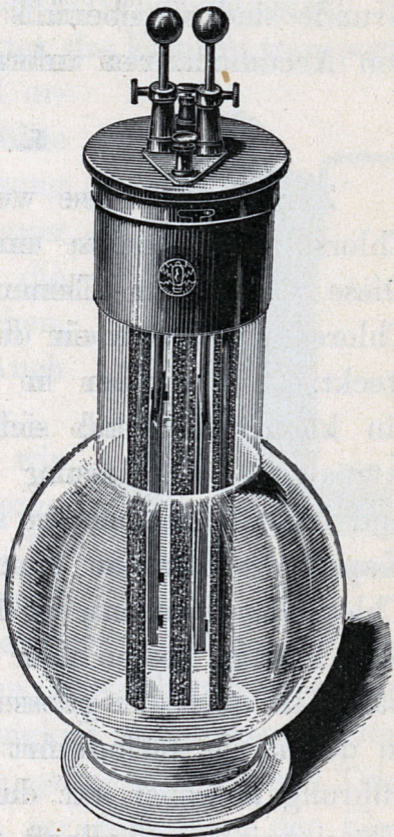


Fig. 30. Grenet- oder Flaschen-
Element.

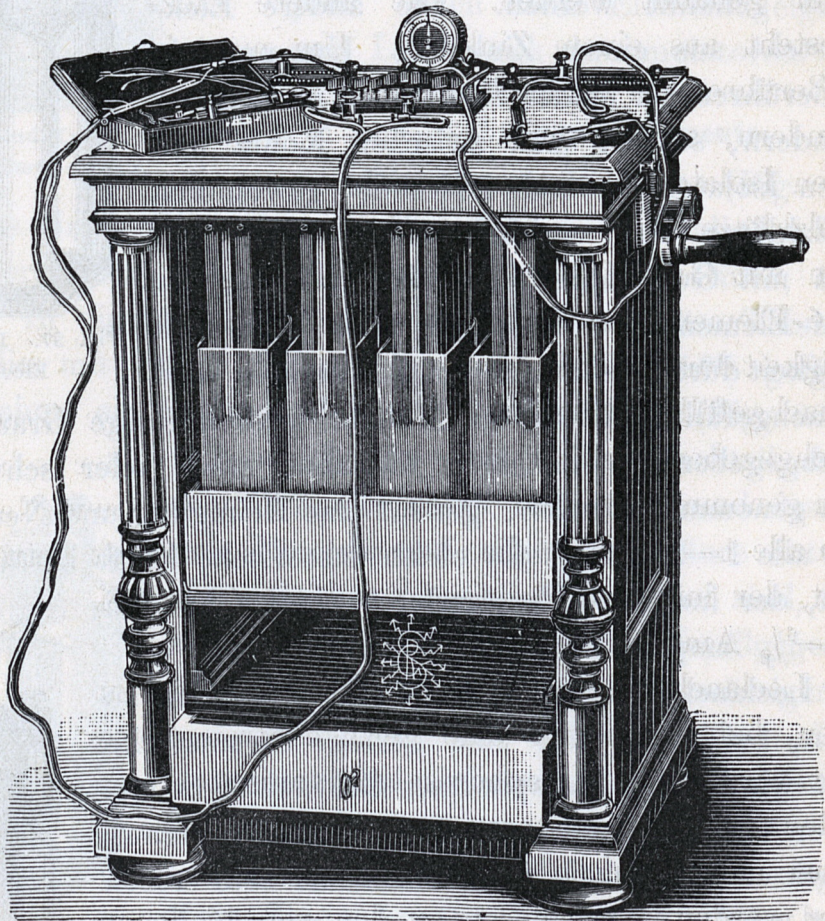


Fig. 29. Chromsäure-Tauchbatterie.




Fig. 34. Accumulatorenzelle (Gitterform der Bleiplatten).



REINIGER, GEBBERT
& SCHALL
ERLANGEN.



Fig. 36. Transportabler 6-zelliger Accumulator.





Fig. 37. Vorschaltlampe zum
Laden von Accumulatoren.



REINIGER, GEBBERT & SCHALL, ERLANGEN

Fig. 38. Ladetableau.




Fig. 39. Schaltung bei Ladung von Accumulatoren mit Vorschaltlampe Fig. 37.




Fig. 40. Turbinendynamo.




Fig. 41. Elmwood-Gasmaschine und Dynamo.

Motoren bestehen, wie die
inen, aus zwei Teilen, aus
gneten und dem Anker.
beides bereits unter dem
ommaschine“ näher kennen
l erübrigt es uns nur,
ssigkeit der verschiedenen
on Erwähnung zu thun.

man früher gewöhnlich
hen Doppel-T-Anker ver-




Fig. 66. Ringankermotor Klingelfuss.




Fig. 67. Ringankermotor Ash Cuttris Motor.