

Bourdon, Amé. Nouvelles tables anatomiques ou sont représentées au naturel toutes les parties du corps humain, toutes les nouvelles découvertes, le cours de toutes les humeurs, les lieux où elles fermentent et où elles déposent leurs excréments.

Cambrai : chez l'auteur. Paris : chez Laurens d'Houry, 1678.

Cote : 769

769

N^o 7 Tables
anatomiques
de Boisson

0 5 10 15 20 25 30cm

Gillchrist's faculty, Medicine, Princeton
Lect. St. Hyacinthe, Quebec, Dec. 1831.

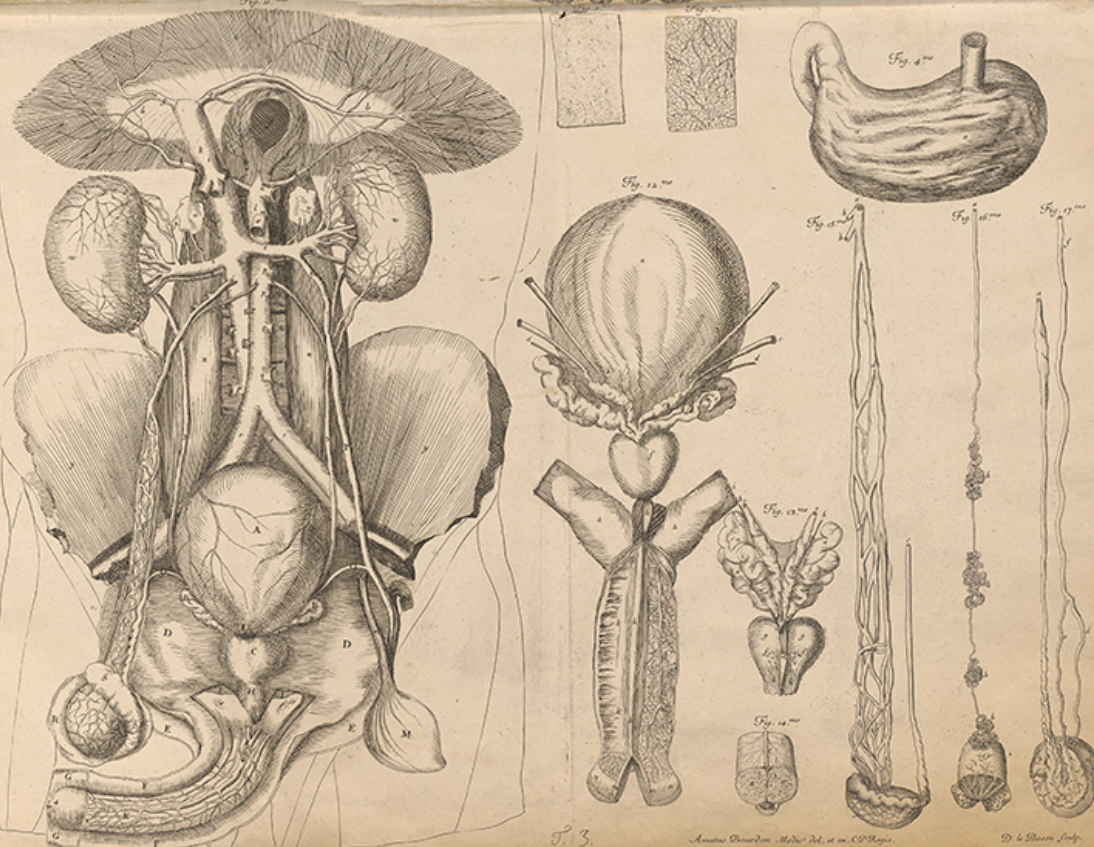
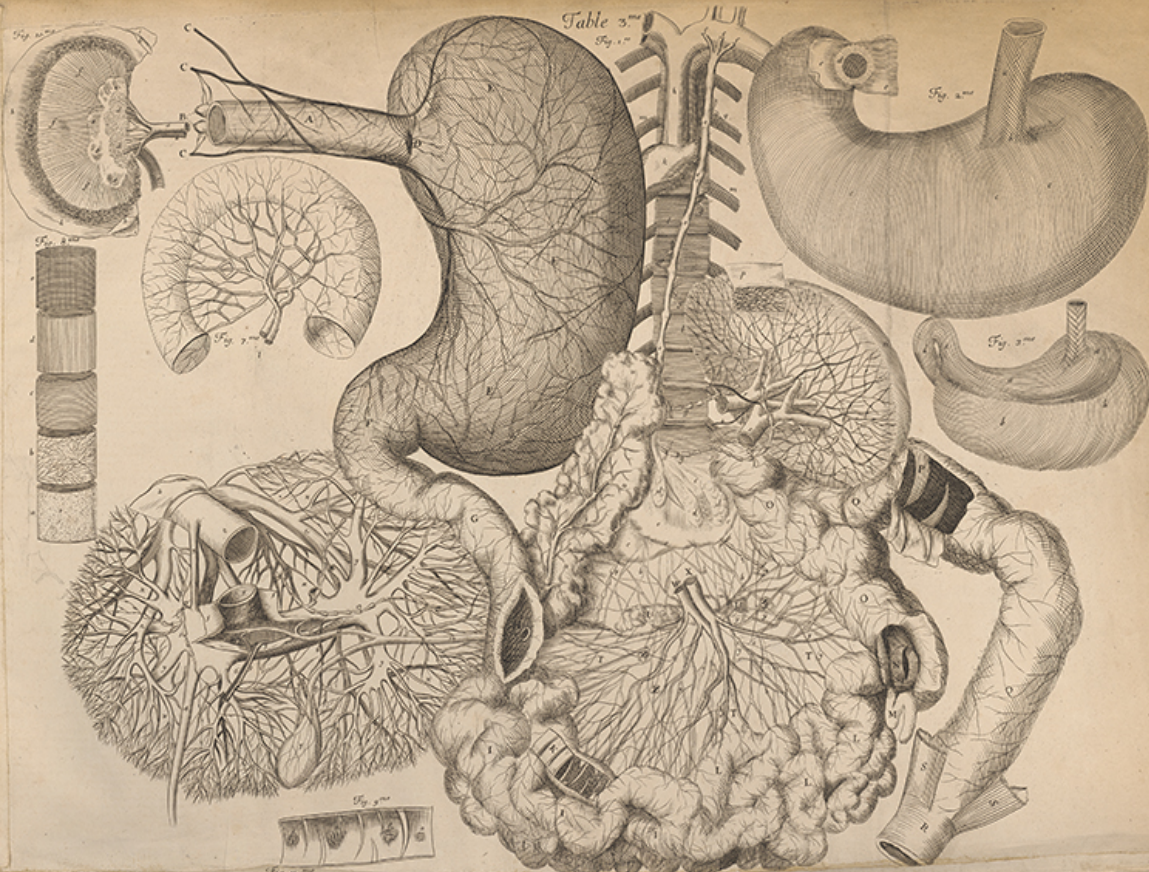
Fig. 2.

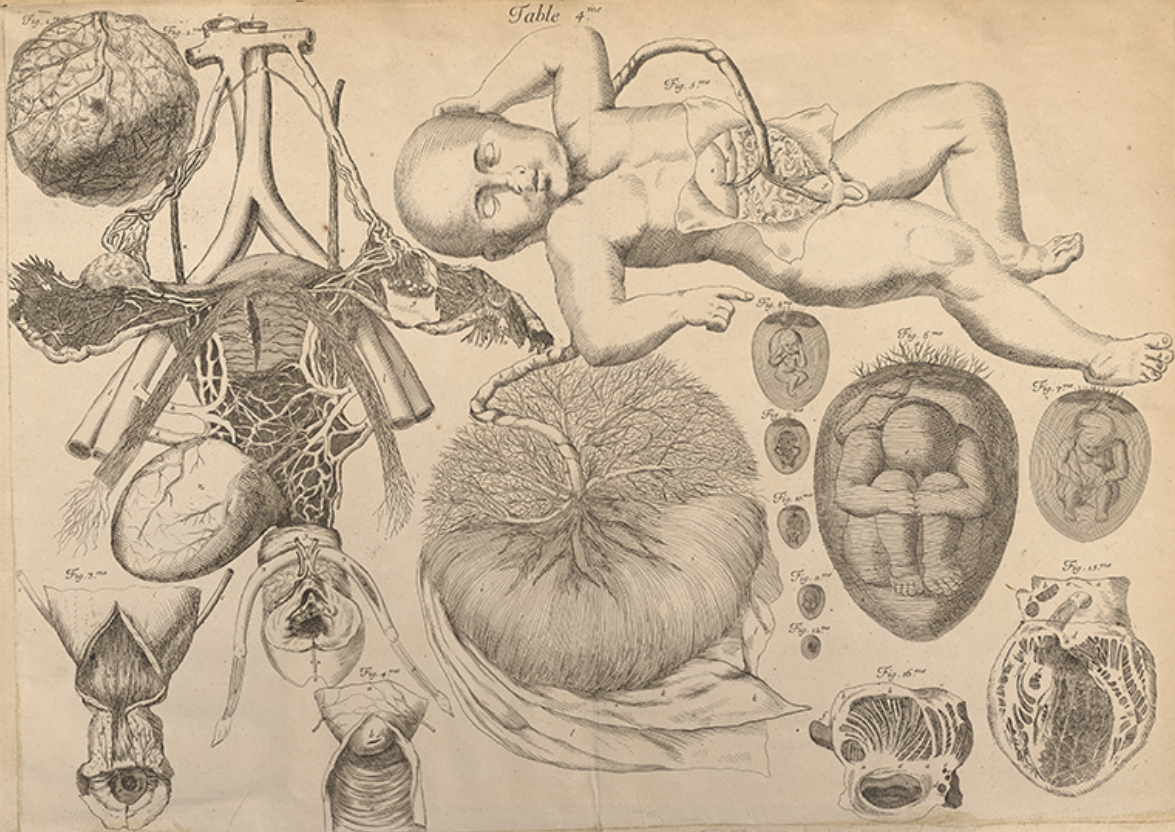
T. 2.

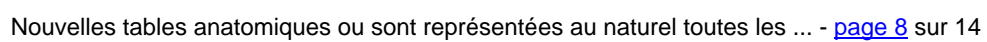
Anatomical Description of the Human Body, in two C. D. Rogers.

D. D. Rogers, Sculp.

1 *... etiam in ...*
 2 *... etiam in ...*
 3 *... etiam in ...*
 4 *... etiam in ...*
 5 *... etiam in ...*
 6 *... etiam in ...*
 7 *... etiam in ...*
 8 *... etiam in ...*
 9 *... etiam in ...*
 10 *... etiam in ...*
 11 *... etiam in ...*
 12 *... etiam in ...*
 13 *... etiam in ...*
 14 *... etiam in ...*
 15 *... etiam in ...*
 16 *... etiam in ...*
 17 *... etiam in ...*
 18 *... etiam in ...*
 19 *... etiam in ...*
 20 *... etiam in ...*
 21 *... etiam in ...*
 22 *... etiam in ...*
 23 *... etiam in ...*
 24 *... etiam in ...*
 25 *... etiam in ...*
 26 *... etiam in ...*
 27 *... etiam in ...*
 28 *... etiam in ...*
 29 *... etiam in ...*
 30 *... etiam in ...*
 31 *... etiam in ...*
 32 *... etiam in ...*
 33 *... etiam in ...*
 34 *... etiam in ...*
 35 *... etiam in ...*
 36 *... etiam in ...*
 37 *... etiam in ...*
 38 *... etiam in ...*
 39 *... etiam in ...*
 40 *... etiam in ...*
 41 *... etiam in ...*
 42 *... etiam in ...*
 43 *... etiam in ...*
 44 *... etiam in ...*
 45 *... etiam in ...*
 46 *... etiam in ...*
 47 *... etiam in ...*
 48 *... etiam in ...*
 49 *... etiam in ...*
 50 *... etiam in ...*
 51 *... etiam in ...*
 52 *... etiam in ...*
 53 *... etiam in ...*
 54 *... etiam in ...*
 55 *... etiam in ...*
 56 *... etiam in ...*
 57 *... etiam in ...*
 58 *... etiam in ...*
 59 *... etiam in ...*
 60 *... etiam in ...*
 61 *... etiam in ...*
 62 *... etiam in ...*
 63 *... etiam in ...*
 64 *... etiam in ...*
 65 *... etiam in ...*
 66 *... etiam in ...*
 67 *... etiam in ...*
 68 *... etiam in ...*
 69 *... etiam in ...*
 70 *... etiam in ...*
 71 *... etiam in ...*
 72 *... etiam in ...*
 73 *... etiam in ...*
 74 *... etiam in ...*
 75 *... etiam in ...*
 76 *... etiam in ...*
 77 *... etiam in ...*
 78 *... etiam in ...*
 79 *... etiam in ...*
 80 *... etiam in ...*
 81 *... etiam in ...*
 82 *... etiam in ...*
 83 *... etiam in ...*
 84 *... etiam in ...*
 85 *... etiam in ...*
 86 *... etiam in ...*
 87 *... etiam in ...*
 88 *... etiam in ...*
 89 *... etiam in ...*
 90 *... etiam in ...*
 91 *... etiam in ...*
 92 *... etiam in ...*
 93 *... etiam in ...*
 94 *... etiam in ...*
 95 *... etiam in ...*
 96 *... etiam in ...*
 97 *... etiam in ...*
 98 *... etiam in ...*
 99 *... etiam in ...*
 100 *... etiam in ...*







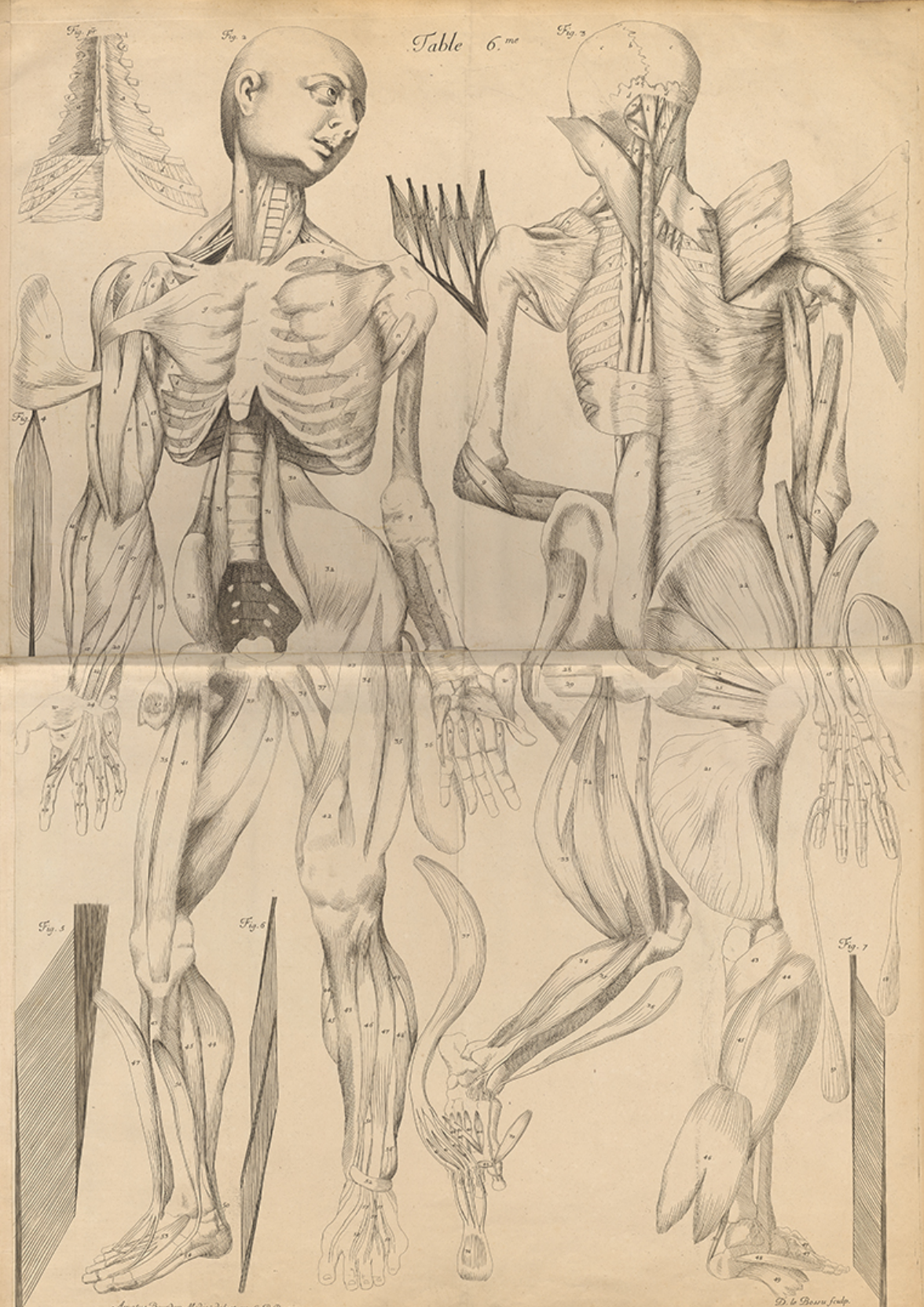
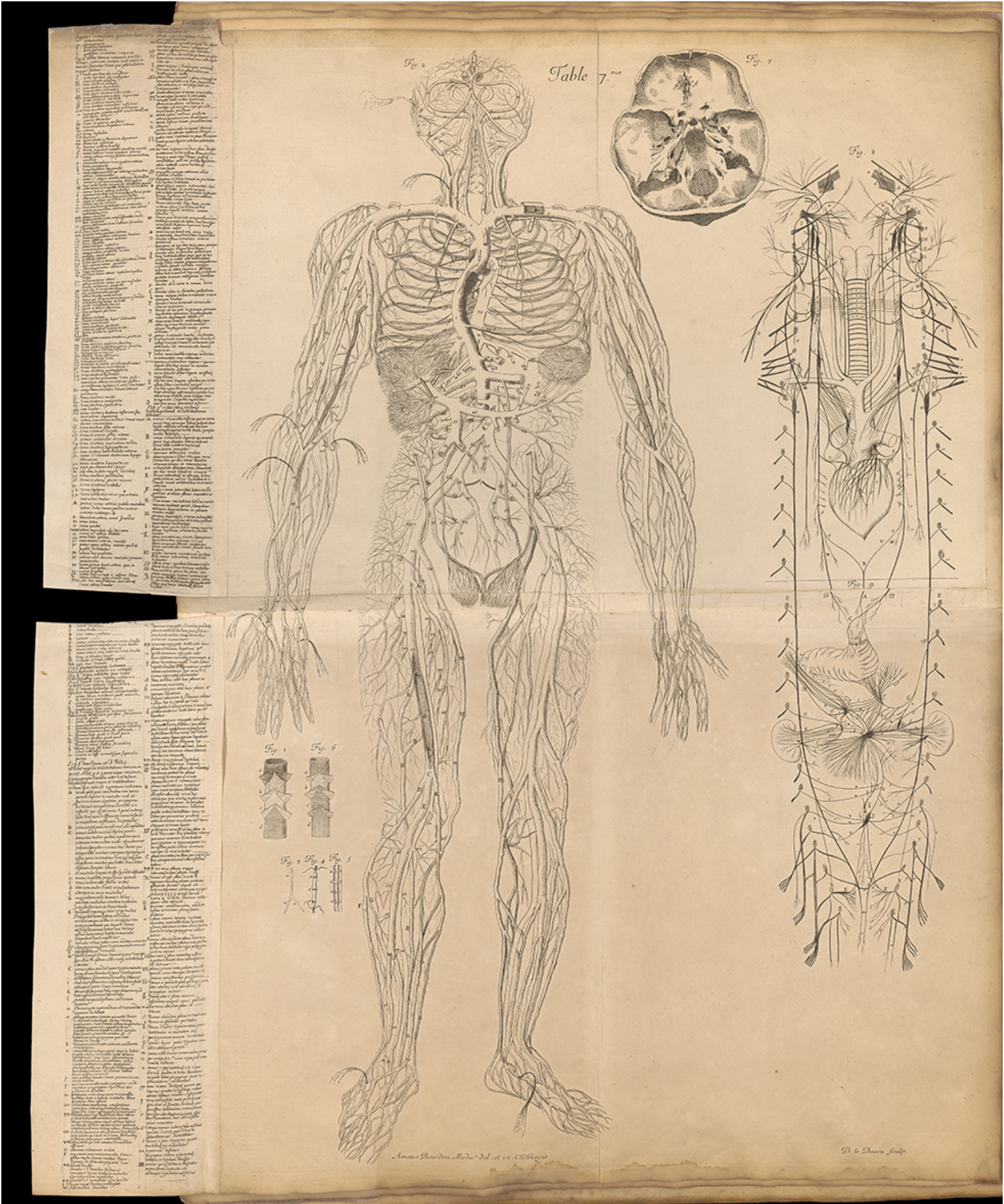
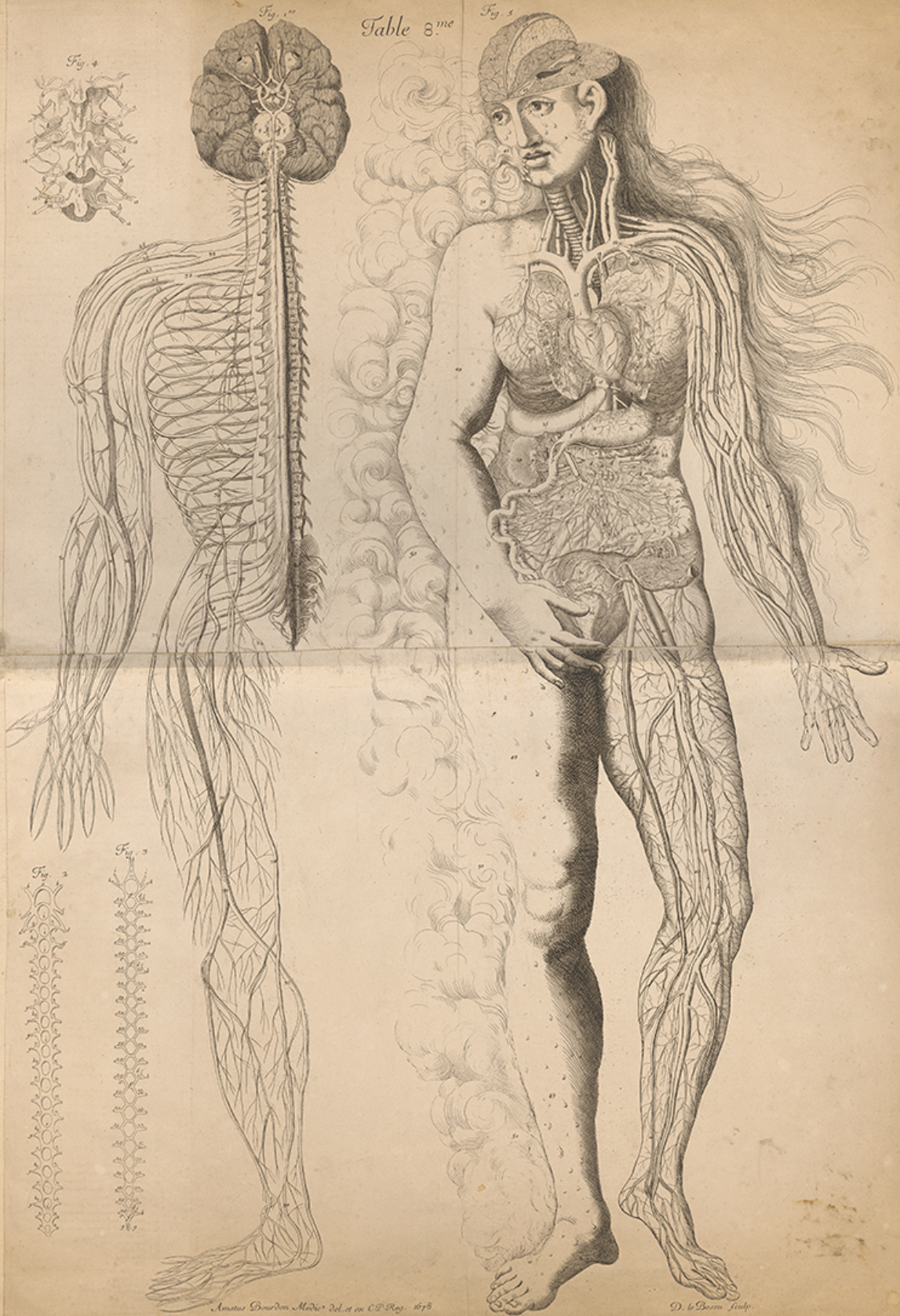



Fig. 1. 1. 2. 3. 4. 5. 6. 7. 8. 9. 10. 11. 12. 13. 14. 15. 16. 17. 18. 19. 20. 21. 22. 23. 24. 25. 26. 27. 28. 29. 30. 31. 32. 33. 34. 35. 36. 37. 38. 39. 40. 41. 42. 43. 44. 45. 46. 47. 48. 49. 50. 51. 52. 53. 54. 55. 56. 57. 58. 59. 60. 61. 62. 63. 64. 65. 66. 67. 68. 69. 70. 71. 72. 73. 74. 75. 76. 77. 78. 79. 80. 81. 82. 83. 84. 85. 86. 87. 88. 89. 90. 91. 92. 93. 94. 95. 96. 97. 98. 99. 100.


Amatus Boerhaave Med. et Ch. C. P. Regis.

D. le Boeuf sculp.









LXV Tables
anatomiques
de
Bourdon